

16mm Rotary Type with High Rating Switch

Application

- ✓ Home appliance, Industrial control, Lighting control

Feature

- ✓ High Switch Rating



■Specification

Total Rotational Angle	RV16CF: 270±5°; Others: 300±5°
Maximum Operating Voltage	RV16CF: 200V AC; Others: 250V AC
Insulation Resistance	100MΩ at DC 500V
Dielectric Strength	RV16DSF: AC 2000V for 1 minute RV16DPF: AC 3000V for 1 minute RV16CF: AC 1000V for 1 minute
Rotational Torque	RV16CF: 20-200 gf.cm; Others: 20-150 gf.cm
Rotational Stop Strength of the Shaft	RV16DPF: 3.5kgf.cm min; Others: 4kgf.cm min
Push/Pull Strength of the Shaft	RV16CF: 9kgf for 10 sec; Others: 10kgf for 10 sec
Rotation Life	RV16CF: 15,000 cycles; Others: 25,000 cycles
Switch Working Angle/ Stroke	RV16DSF: 35° ±10° ; RV16DPF: 3.4±0.1mm RV16CF: 40° ±5°
Switch Working Torque/ Force	RV16DSF: 300±100 gf; RV16DPF: 1500±500gf.cm RV16CF: 200-600 gf.cm
Switch Life	RV16CF: 15,000 cycles; Others: 25,000 cycles

■How to order

RV16DPF – 40F4 – 19F – 0B100K – 0P

[Model](#)

[Plastic Shaft Type](#)

Click

Order Code	Taper
0P	37 Positions click
Blank	Without click

*Only for RV16DPF

Taper and Resistance Value

Model	Order Code	Taper	Resistance Value
RV16CF	B1M	Linear/B	1MΩ
Others	0B1M	Linear/B	1MΩ


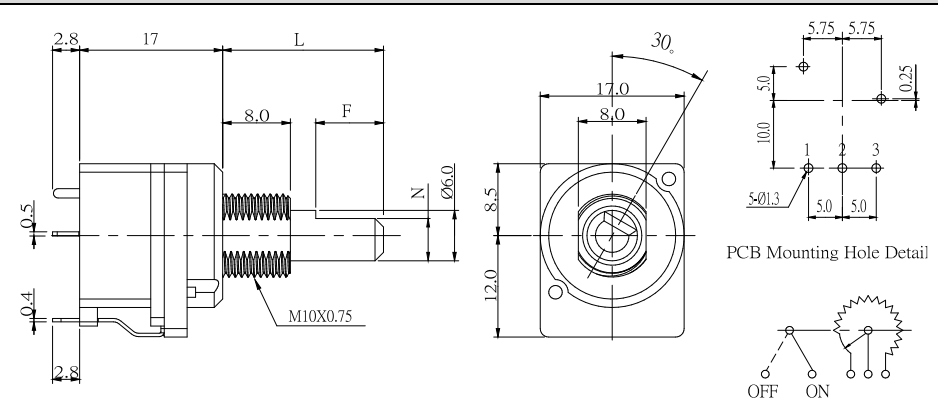

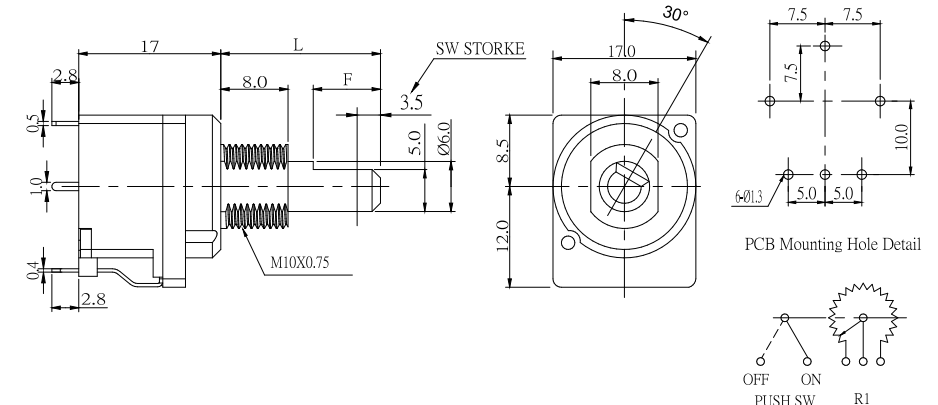

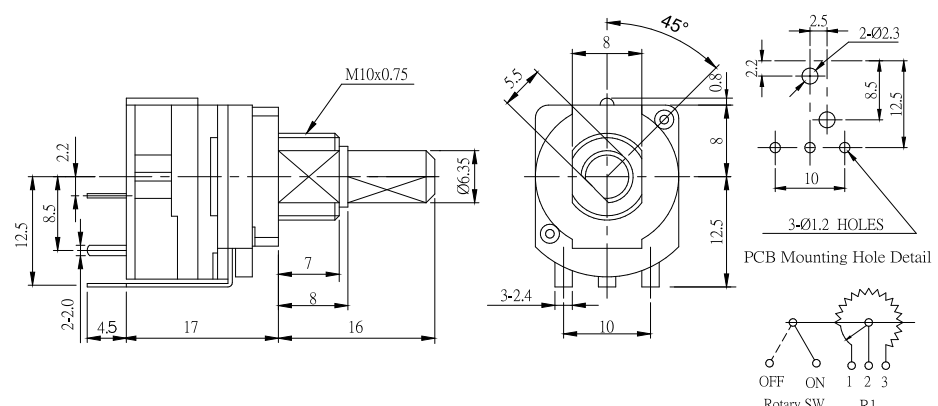
Resistance Value: 1KΩ to 500KΩ and 1MΩ

*Contact us for other requirements.

16mm Rotary Type with High Rating Switch

Model Description

Model	Number of Unit	Switch Function	Terminal Type	Bushing & Shaft	Rotational Angle
RV16DSF-40F4	Single unit	S.P.S.T Rotary SW	Vertical	Plastic bushing and shaft	300°±5°
RV16DPF-40F4	Single unit	S.P.D.T Push SW	Vertical	Plastic bushing and shaft	300°±5°
RV16CF-40	Single unit	S.P.S.T. Rotary SW	Vertical	Plastic bushing and shaft	270°±5°

Order Code	Outline Drawing
 <p>RV16DSF-40F4</p>	 <p>RV16DSF-40F4 outline drawing showing dimensions: 2.8, 17, L, 8.0, F, N, Ø6.0, M10X0.75, 0.5, 0.4, 2.8, 17.0, 8.0, 30°, 8.5, 12.0, 5.0, 5.0, 0.25, 5.0, 10.0, 5.0, 5.0, 5-Ø1.3, PCB Mounting Hole Detail, OFF ON Rotary SW R1</p>
 <p>RV16DPF-40F4</p>	 <p>RV16DPF-40F4 outline drawing showing dimensions: 2.8, 17, L, 8.0, F, SW STORKE, 3.5, 5.0, Ø6.0, M10X0.75, 0.5, 1.0, 0.4, 2.8, 17.0, 8.0, 30°, 8.5, 12.0, 7.5, 7.5, 7.5, 10.0, 5.0, 5.0, 6-Ø1.3, PCB Mounting Hole Detail, OFF ON PUSH SW R1</p>
 <p>RV16CF-40</p>	 <p>RV16CF-40 outline drawing showing dimensions: 12.5, 8.5, 2.2, 2-2.0, 4.5, 17, 8, 16, M10x0.75, Ø6.35, 5.5, 8, 0.8, 8, 12.5, 3-2.4, 10, 2.5, 2-Ø2.3, 2.2, 8.5, 12.5, 10, 3-Ø1.2 HOLES, PCB Mounting Hole Detail, OFF ON 1 2 3 Rotary SW R1</p>

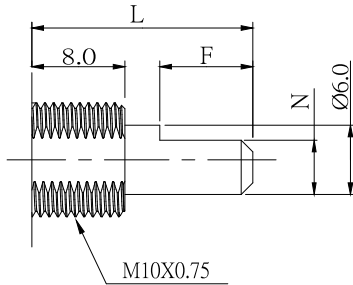
[Back to top](#)

16mm Rotary Type with High Rating Switch

■ Plastic Shaft Type

RV16DSF-40F4

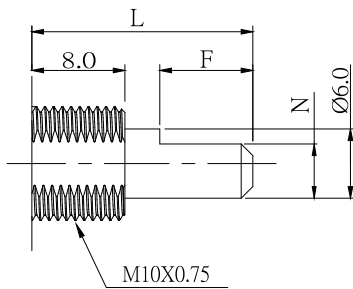
F Type



Order Code	L	F	N
17F	17	8	5.0
19F	19	8	5.0
20F	20	12	4.5

RV16DPF-40F4

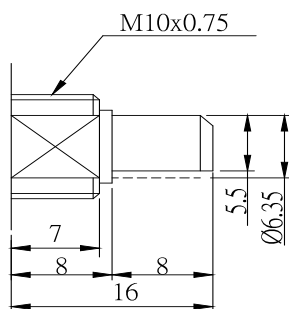
F Type



Order Code	L	F	N
19F	19	7	5.0

RV16CF-40

F1 Type



Order Code	L
16F1	16

Design and specifications presented here are for the standard parts only. Please kindly contact us for your special requests and ask for the current technical specifications before purchase and/or use.

[Back to top](#)