

Bending Detection Sensor




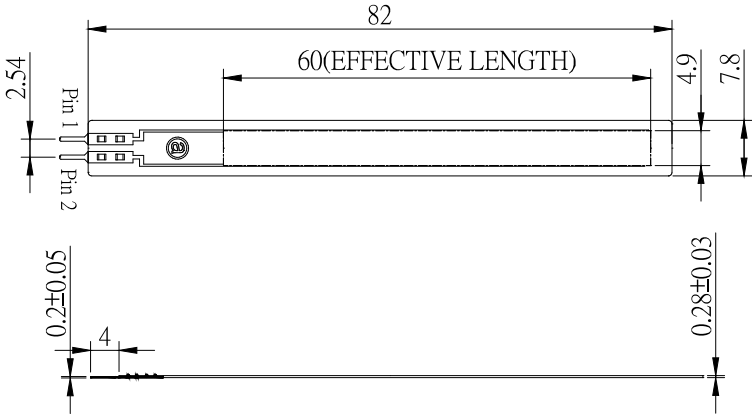
60mm Effective Length

Application

- ✓ Rehabilitation, Gaming and many applications.

Feature



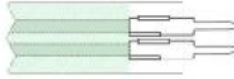
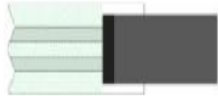
- ✓ Two-way bending detection, High-resolution and durable
- ✓ Can be fixed on steady and flexible surfaces.

Order Code	Outline Drawing
MB060-N-221-A01 	

SPECIFICATION

MODEL	MB060-N-221-A01
ANGLE RANGE	0° ~ 180°
RESOLUTION	1°
LIFE CYCLE	>1 Million
RESPONSE TIME	< 1ms
OPERATING TEMP	-20° ~ 70°
POWER RATING	1 Watt max. @25°C
EFFECTIVE LENGTH	60mm

CONNECTOR OPTIONS

Bare Tail 	Female Contacts 	Solder Tabs (pin) 	Female Contact with Housing 
--	--	---	--

Design and specifications presented here are for the standard parts only. Please kindly contact us for your special requests and ask for the current technical specifications before purchase and/or use.